



SG205

SG209

SG211V

SG213

SG214

SG220

SG222V2

SG223

SG226



SG227V

SG233

SG238V

SG23FF

SG23FI

SG23FT

SG243

SG246

SG248X



SG255

SG256

SG257

SG260

SG264

SG267V2

SG268

SG269

SG275X



SG276

SG277

SG278

SG280

SG288

SG290

SG2C05

SG2B01V

SG233V1S-S



KPI512

KPI05

KIT3001B

KIT4001A

KIT5016A

SIT205

SIT501

SIT502

SIT604



SIT605-01

SIT607-01

SIT612

LG205/LD

LG206/LD

LG207/LD

LG209/LD

LG214/LD

LG23FFD



LG205/LD

LG206/LD

LG207/LD

LG209/LD























































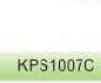
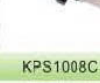







LG214/LD

LG23FFD

LG217/LD

LG248

SIT503

								
SG-103	SG-105	SG-105F	SG-107	SG-107F	Sg112	SG-113	SG-128	SG-2BC
								
KPI3020R	SIR-SD1	SIR-SD4	SIR501	SIR502	SG412	SG405	DG290	DG211V
								
KE203	KE204	KE210	KE2108	KE2109	SITAB74	SE201	SE202F	PID310
								
G310	ST310	DI310	PIE310	PS117EL1	PS124TD1	PS124GD1	PS119E1	PS122TL5-A
								
KE-2E10	KE-2B10	KE-2H10	KE-2E10F	KE-2B10F	KE-2E12	KE-2B12	KE-2E12F	KE-2B12F
								
KE-2E13	KE-214-60	KE-2E18	KE-2H18	KE-2H21□	PSR11TD1-A	PSR11EL6-D	KPS1003C	KPS1006C
								
KPS1007C	KPS1008C	KE-2E18	KE-2H18	KE-2H21□	PSR11TD1-A	PSR11EL6-D	KPS1003C	KPS1006C

Description

The KPS1007C photo switch is composed of a modulated infrared emitting diode at the light-emitting side and a modulated photo IC (in which a photo diode, signal processing circuit, constant voltage circuit and modulation circuit are integrated) at the light receiving side.

Features

- Screw mount
- Position pin to prevent mis-alignment
- Short focal distance
- RoHS compliant

Applications

- Printers
- PPC
- Fax

Absolute Maximum Ratings (T_a=25°C, Unless otherwise specified)

Characteristic	Symbol	Ratings	Unit
Supply voltage	V _{cc}	-0.5 ~ 5.5	V
Output voltage *1	V _O	5.5	V
Low level output current *2	I _{OL}	30	mA
Power dissipation	P _O	30	mW
Operating temperature *3,*4	T _{opr}	-10 ~ 70	°C
Storage Temperature *3,*4	T _{stg}	-20 ~ 80	°C

*1 : Voltage between collector and emitter of the output transistor.

*2 : Output transistor collector current.

*3 : No freezing / dewing.

*4 : Connect/Disconnect connectors at ambient temperature.

The contents of this data sheet are subject to change without advance notice for the purpose of improvement.
When using this product, would you please refer to the latest specifications.

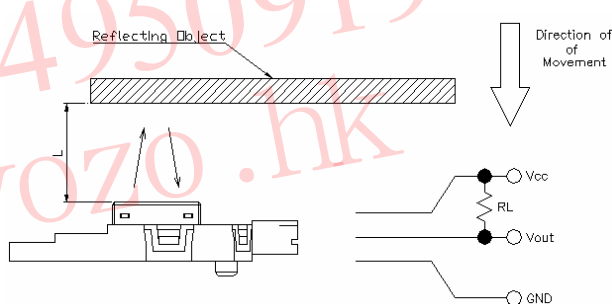
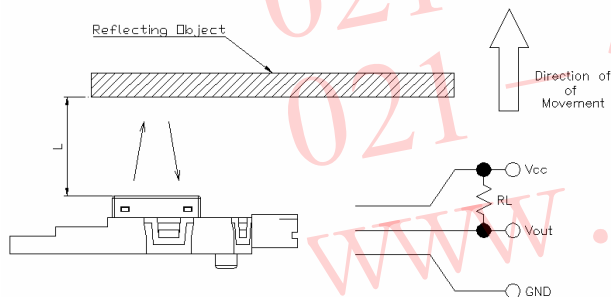
Electrical Characteristics (T_a=25°C)

Characteristic		Symbol	Test Condition	Min.	Typ.	Max.	Unit	
Operating supply voltage		V _{CC}	-	4.75	-	5.25	V	
Low level output voltage		V _{OL}	V _{CC} =5V, I _{OL} =10 mA, Detecting	-	-	0.4	V	
High level output voltage		V _{OH}	V _{CC} =5V, R _L =1 kΩ, Undetecting	4.5	-	-	V	
Low level current consumption		I _{CCL}	V _{CC} =5V, Detecting	-	12	35	mA	
High level current consumption		I _{CCH}	V _{CC} =5V, Undetecting	-	12	35	mA	
Minimum detection distance ^{*5}		L _{DS}	OD:0.05	-	-	1	mm	
			OD:1.4, OHP ^{*10}	-	-	3	mm	
Maximum detection distance ^{*6}		L _{DL}	V _{CC} =5V R _L =1 kΩ	OD:0.05	10	-	mm	
				OD:1.4, OHP	7	-	mm	
Non detection distance ^{*5}		L _{NS}		OD:0.05	-	-	27	mm
Non detection area ^{*7}		L _{NA}		POM(White)	-	-	Φ10	mm
Response time	L→H propagation	t _{PLH}		V _{CC} =5V, R _L =1 kΩ ^{*8}	-	-	0.5	ms
	H→L propagation	t _{PHL}			-	-	0.5	ms
Disturbance light ^{*9}		Ev	V _{CC} =5V, R _L =1 kΩ	3000	-	-	Lx	

*10 : OHP sheet : PPC-E

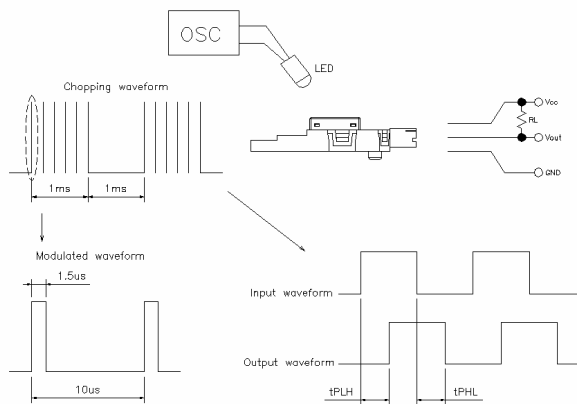
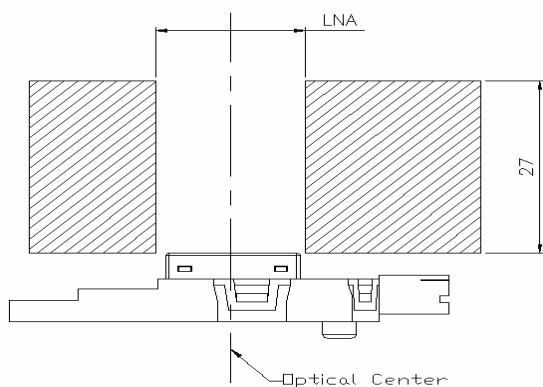
*5 : Minimum detection distance and non-detection distance measuring method.

*6 : Maximum detection distance measuring method.



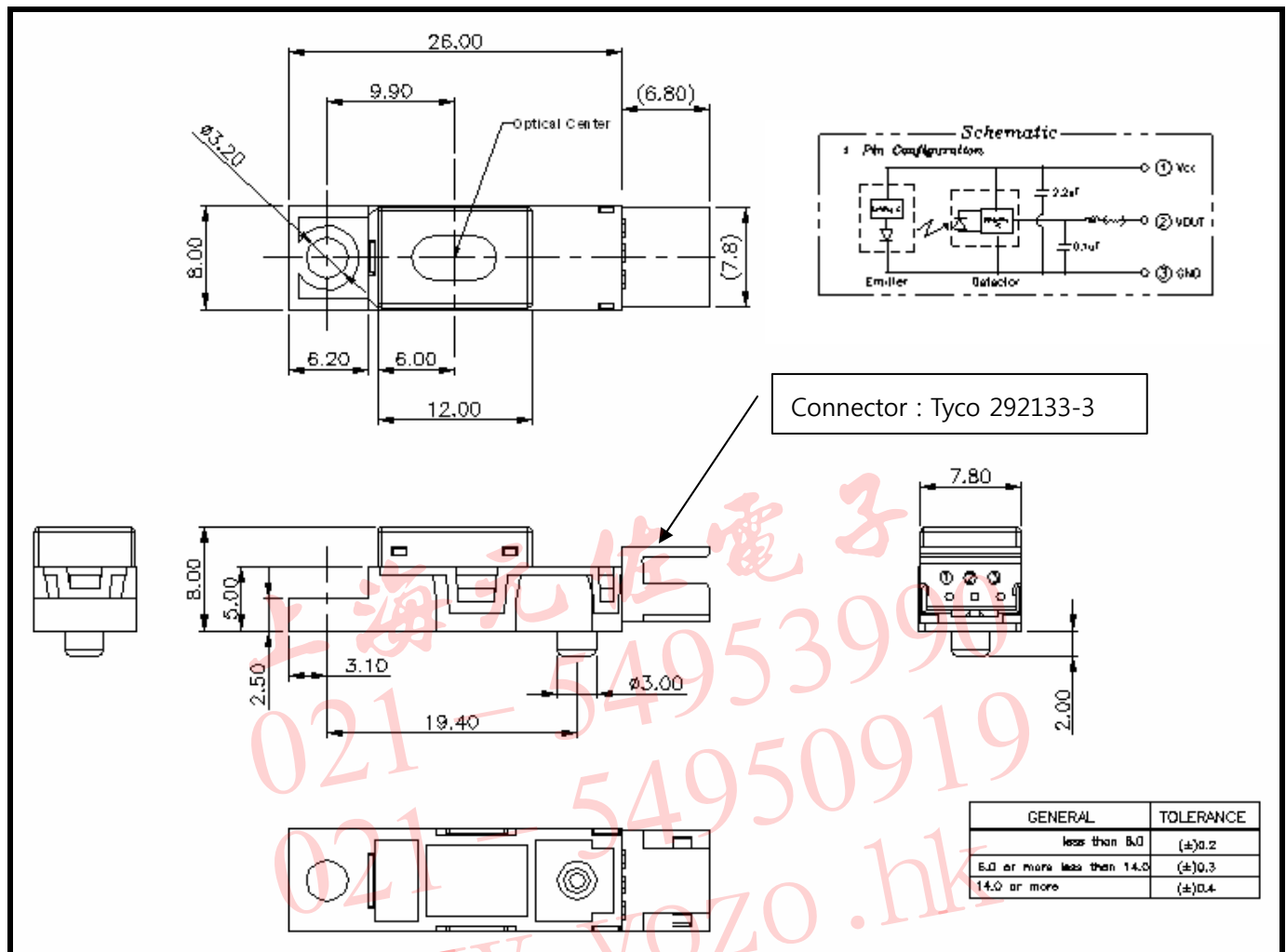
*7 : Non detecting area.

*8 : Response time measuring method.



The contents of this data sheet are subject to change without advance notice for the purpose of improvement.
When using this product, would you please refer to the latest specifications.

Package Outline Dimensions



The contents of this data sheet are subject to change without advance notice for the purpose of improvement.
When using this product, would you please refer to the latest specifications.